

RELIABILITY TEST DATA

Safety Standard Certified Lead Type Disc Ceramic Capacitors for General Purpose

MURATA PN : DE2B3SA681K*T02F**

Type SA

Rated Voltage(Y2) : AC250V(r.m.s.)/DC1500V

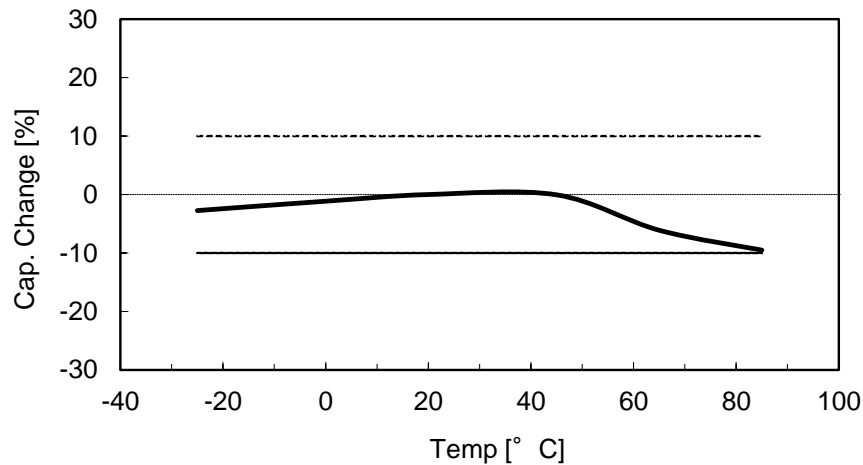
	PAGE
1. TEMPERATURE CHARACTERISTIC	... 1
2. ROBUSTNESS of TERMINATIONS	... 1
3. SOLDERABILITY of LEADS	... 2
4. SOLDERING EFFECT	... 3
5. HUMIDITY (UNDER STEADY STATE)	... 4
6. HUMIDITY LOADING (AC)	... 5
7. HUMIDITY LOADING (DC)	... 6
8. LIFE (AC)	... 7
9. LIFE (DC)	... 8
10. FLAME TEST	... 9
11. ACTIVE FLAMMABILITY	... 10
12. PASSIVE FLAMMABILITY	... 11
13. TEMPERATURE CYCLE	... 12

1. TEMPERATURE CHARACTERISTIC

Condition : 1.0 kHz, 1.0 V(r.m.s.)

Specification : $\pm 10\%$ (Temp. Range : -25 to 85 °C, Reference Temp. : 20 °C)

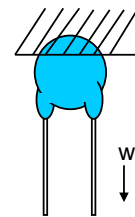
Sample Qty. : 5 pcs.



2. ROBUSTNESS of TERMINATIONS

Condition : < TENSILE >

Fix the body of capacitor, and apply a tensile weight gradually to each lead wire in the radial direction of capacitor up to 10 N and keep it for 10 s.



< BENDING >

Each lead wire shall be subjected to 5 N weight and then a 90° bend, at the point of egress, in one direction return to original position, and then a 90° bend in the opposite direction at the rate of one bend in 2 to 3 s.

Specification : Lead wire should not cut off.
Capacitor should not be broken.

Result :

No.	TENSILE	BENDING
1	OK	OK
2	OK	OK
3	OK	OK
4	OK	OK
5	OK	OK
6	OK	OK
7	OK	OK
8	OK	OK
9	OK	OK
10	OK	OK

3. SOLDERABILITY of LEADS

Condition : The lead wire of a capacitor should be dipped into a ethanol solution of 25wt% rosin and then into molten solder (Sn-3Ag-0.5Cu) of 245 °C for 2 s.

Specification : Lead wires should be soldered with uniformly coated on the axial direction over 3/4 of the circumferential direction.

Sample Qty. : 10 pcs.

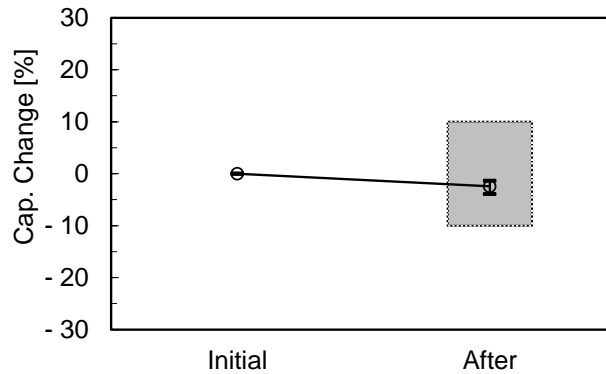
No.	RESULT
1	OK
2	OK
3	OK
4	OK
5	OK
6	OK
7	OK
8	OK
9	OK
10	OK

4. SOLDERING EFFECT

< Non-preheat >

Condition	:	Solder temp.	... 350 °C
		Immersion time	... 3.5 s
Pre-treatment	...	Store at 125 °C for 1 h, and apply the AC2000V(r.m.s.) 60s, then place at room condition for 24 h.	
Post-treatment	...	Place at room condition for 1 to 2 h.	

Sample Qty. : 10 pcs.



Spec.

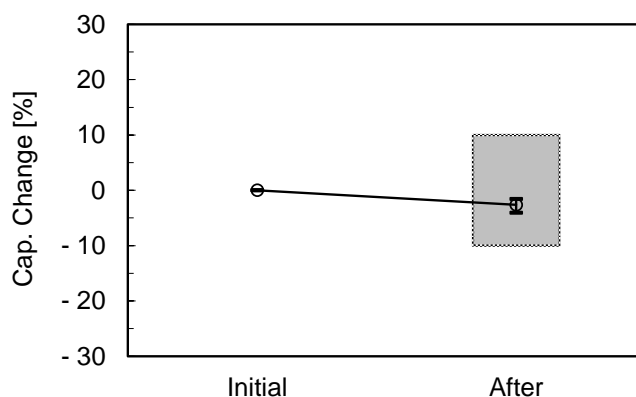
Within $\pm 10\%$

(Dielectric Strength) AC2600V(r.m.s.),60 s and DC3225V,60 s
 Dielectric Strength (Between lead wires) : No failure
 Dielectric Strength (Body Insulation) : No failure
 Insulation Resistance (I.R.) : 1000M Ω min.
 Appearance : No marked defect

<On-preheat >

Condition	:	Pre-heat	... 120 °C, 60 s
		Solder temp.	... 260 °C
		Immersion time	... 7.5 s
Pre-treatment	...	Store at 125 °C for 1 h, and apply the AC2000V(r.m.s.) 60s, then place at room condition for 24 h.	
Post-treatment	...	Place at room condition for 1 to 2 h.	

Sample Qty. : 10 pcs.



Spec.

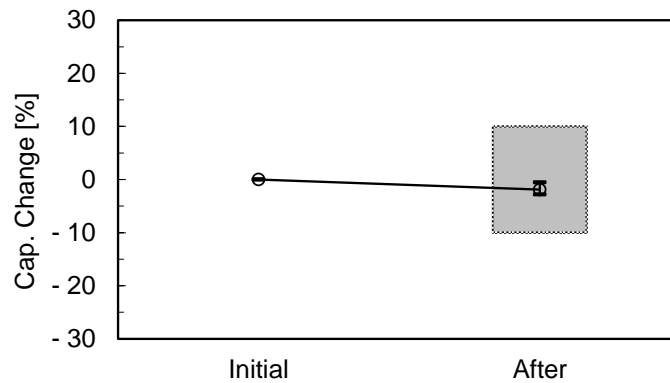
Within $\pm 10\%$

(Dielectric Strength) AC2600V(r.m.s.),60 s and DC3225V,60 s
 Dielectric Strength (Between lead wires) : No failure
 Dielectric Strength (Body Insulation) : No failure
 Insulation Resistance (I.R.) : 1000M Ω min.
 Appearance : No marked defect

5. HUMIDITY (UNDER STEADY STATE)

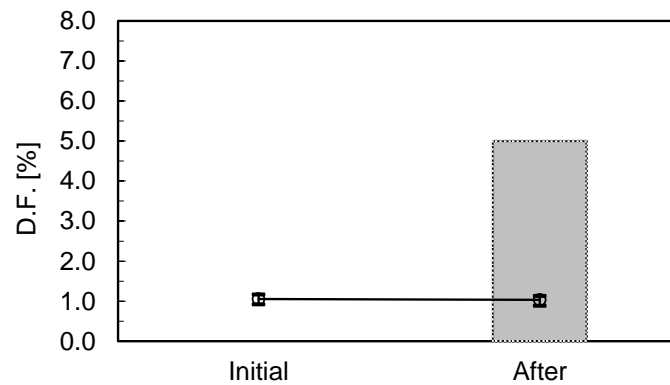
Condition	:	Temperature	... 40 °C
		Relative humidity	... 95%
		Duration	... 500 h
Pre-treatment	...	Store at 125 °C for 1 h, and apply the AC2000V(r.m.s.) 60s, then place at room condition for 24 h.	
Post-treatment	...	Place at room condition for 1 to 2 h.	

Sample Qty. : 10 pcs.



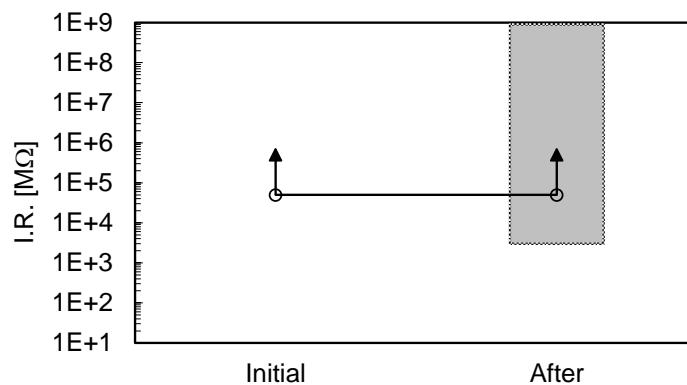
Spec.

Within $\pm 10\%$



Spec.

5 % max.



Spec.

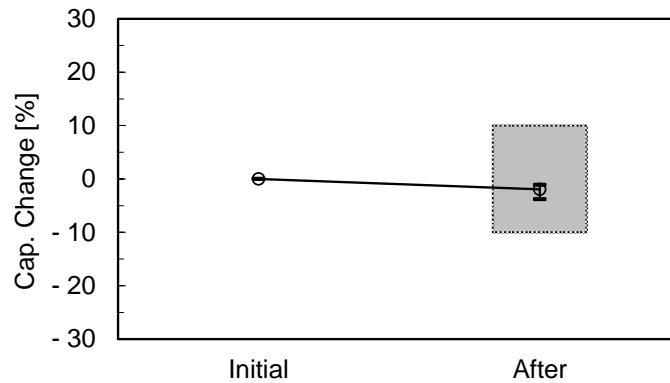
3,000 MΩ min.

(Dielectric Strength) AC2600V(r.m.s.),60 s and DC3225V,60 s
 Dielectric Strength (Between lead wires) : No failure
 Dielectric Strength (Body Insulation) : No failure
 Appearance : No marked defect

6. HUMIDITY LOADING (AC)

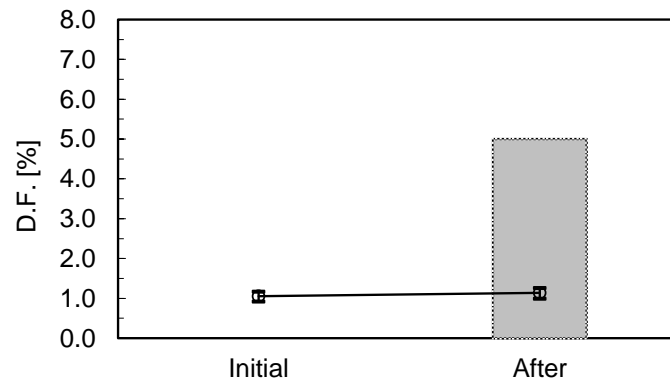
Condition	:	Temperature	... 40 °C
		Relative humidity	... 95%
		Voltage	... AC300V
		Duration	... 500 h
Pre-treatment	...	Store at 125 °C for 1 h, and apply the AC2000V(r.m.s.) 60s, then place at room condition for 24 h.	
Post-treatment	...	Place at room condition for 1 to 2 h.	

Sample Qty. : 10 pcs.



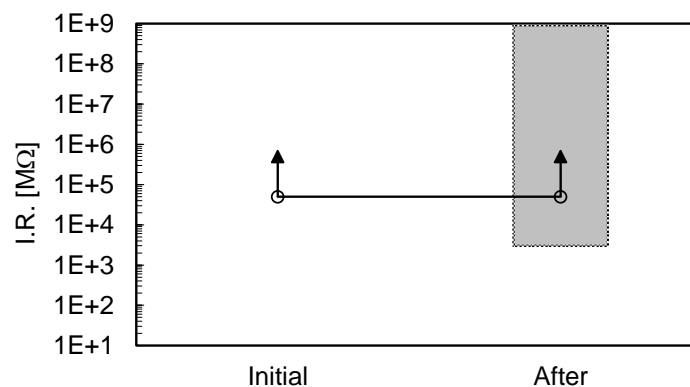
Spec.

Within $\pm 10\%$



Spec.

5 % max.



Spec.

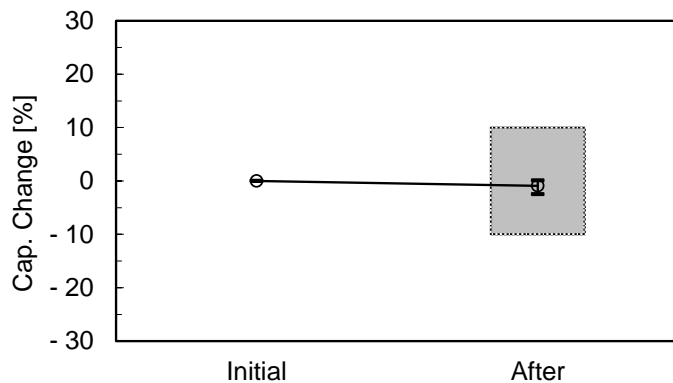
3,000 MΩ min.

(Dielectric Strength) AC2600V(r.m.s.),60 s and DC3225V,60 s
 Dielectric Strength (Between lead wires) : No failure
 Dielectric Strength (Body Insulation) : No failure
 Appearance : No marked defect

7. HUMIDITY LOADING (DC)

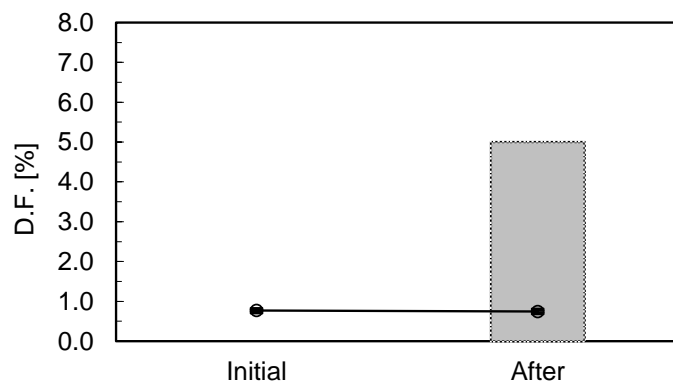
Condition	Temperature	... 40 °C
	Relative humidity	... 95%
	Voltage	... DC1500V
	Duration	... 500 h
Pre-treatment		
... Store at 125 °C for 1 h, and apply the AC2000V(r.m.s.) 60s, then place at room condition for 24 h.		
Post-treatment		
... Place at room condition for 1 to 2 h.		

Sample Qty. : 10 pcs.



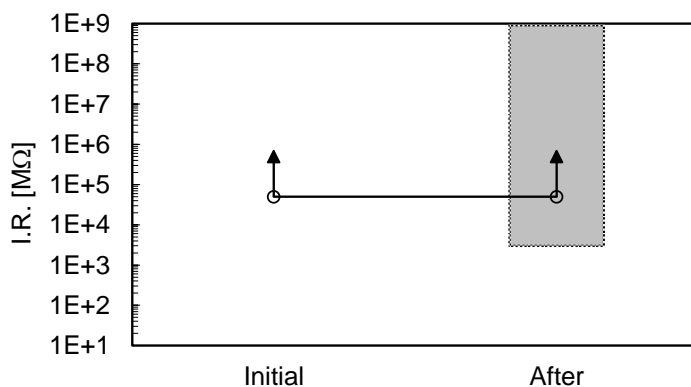
Spec.

Within $\pm 10\%$



Spec.

5 % max.



Spec.

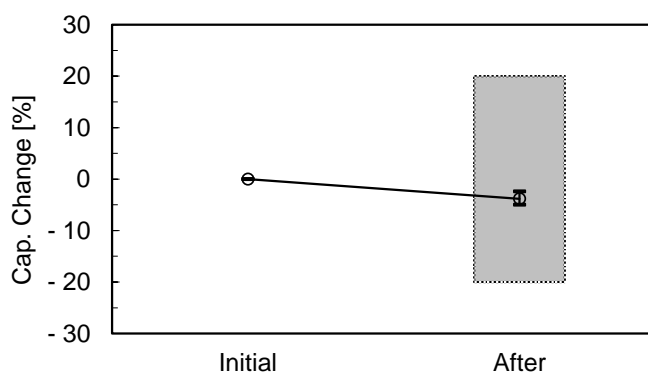
3,000 MΩ min.

(Dielectric Strength) AC2600V(r.m.s.),60 s and DC3225V,60 s
 Dielectric Strength (Between lead wires) : No failure
 Dielectric Strength (Body Insulation) : No failure
 Appearance : No marked defect

8. LIFE (AC)

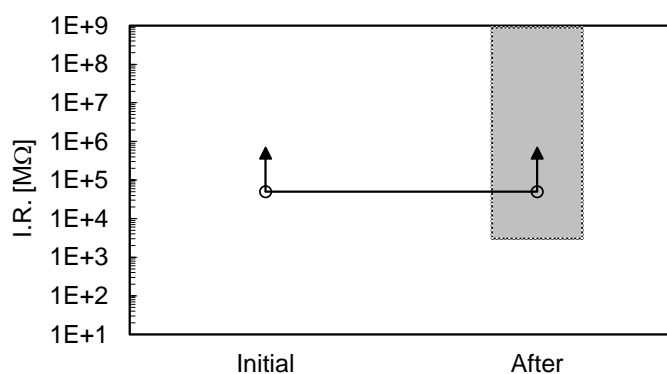
Condition	Temperature	... 125°C
	Voltage	... AC425V(r.m.s.) [Once each hour the voltage is increased to AC 1,000 V(r.m.s.) for 0.1 s.]
	Duration	... 1,000 h
	Before-life test	... Each individual capacitor shall be subjected to a 5 kV impulses.
	Pre-treatment	... Store at 125 °C for 1 h, and apply the AC2000V(r.m.s.) 60s, then place at room condition for 24 h.
	Post-treatment	... Place at room condition for 24 h.

Sample Qty. : 10 pcs.



Spec.

Within $\pm 20\%$



Spec.

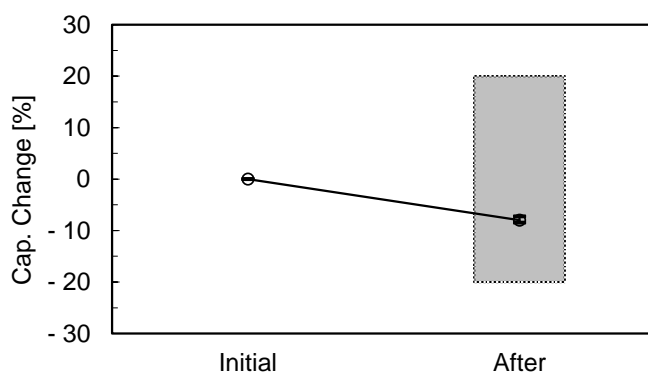
3,000 MΩ min.

(Dielectric Strength) AC2600V(r.m.s.),60 s and DC3225V,60 s
 Dielectric Strength (Between lead wires) : No failure
 Dielectric Strength (Body Insulation) : No failure
 Appearance : No marked defect

9. LIFE (DC)

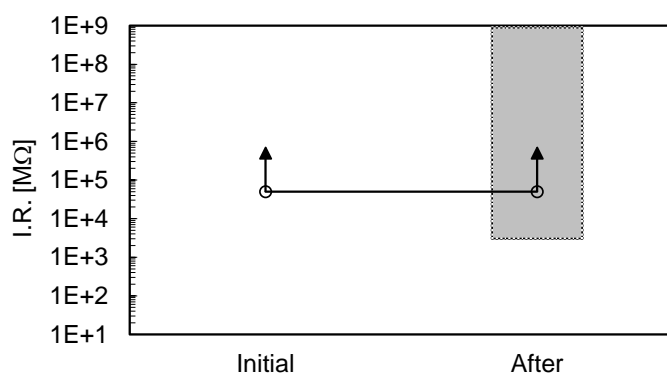
Condition	:	Temperature	... 125°C
		Voltage	... DC2550V
		Duration	... 1,000 h
Before-life test	...	Each individual capacitor shall be subjected to a 5 kV impulses.	
Pre-treatment	...	Store at 125 °C for 1 h, and apply the AC2000V(r.m.s.) 60s, then place at room condition for 24 h.	
Post-treatment	...	Place at room condition for 24 h.	

Sample Qty. : 10 pcs.



Spec.

Within $\pm 20\%$



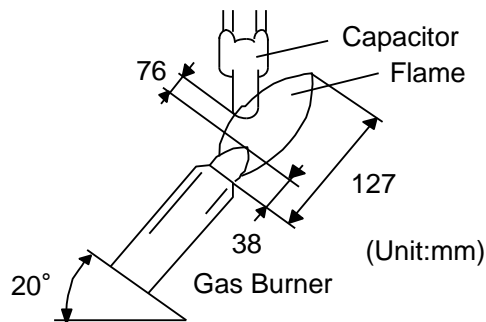
Spec.

3,000 MΩ min.

(Dielectric Strength) AC2600V(r.m.s.),60 s and DC3225V,60 s
 Dielectric Strength (Between lead wires) : No failure
 Dielectric Strength (Body Insulation) : No failure
 Appearance : No marked defect

10. FLAME TEST

Condition : The capacitor shall be subjected to applied flame for 15 s, and then removed for 15 s until 5 cycles.



Sample Qty. : 10 pcs.

Specification : The capacitor flame discontinue as follows.

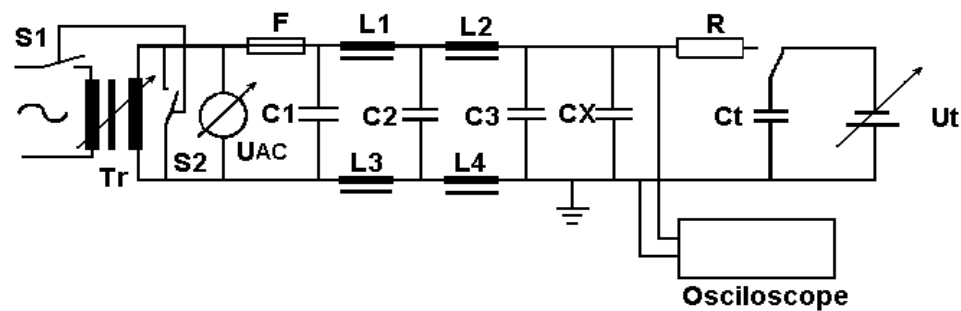
Cycle	Time
1 - 4	30 s max.
5	60 s max.

Result :

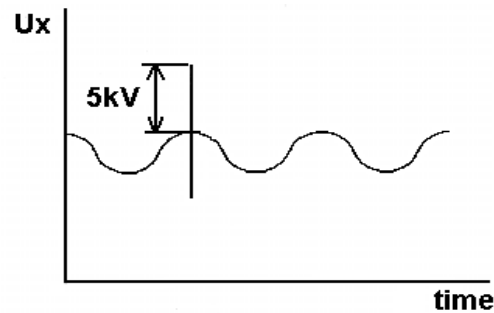
No.	Result
1	OK
2	OK
3	OK
4	OK
5	OK
6	OK
7	OK
8	OK
9	OK
10	OK

11. ACTIVE FLAMMABILITY

Condition : The capacitors shall be individually wrapped in at least one but more than two complete layers of cheese-cloth. The capacitor shall be subjected to 20 discharges. The interval between successive discharges shall be 5 s. The U_{AC} shall be maintained for 2 min after the last discharge.



C1,C2	: 1 μ F \pm 10%	L1 to 4	: 1.5 mH \pm 20%
C3	: 0.033 μ F \pm 5% 10 kV		16 A Rod core choke
Ct	: 3 μ F \pm 5% 10 kV	R	: 100 Ω \pm 2%
Cx	Capacitor under test	U_{AC}	: $U_R \pm 5\%$
F	Fuse, Rated 10 A	U_R	: Rated Voltage
		U_t	: Voltage applied to Ct



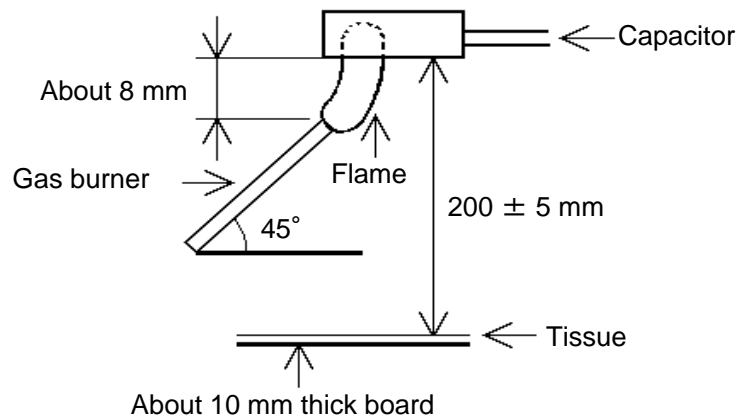
Sample Qty. : 10 pcs.

Specification : The cheese-cloth shall not be on fire.

No.	RESULT
1	OK
2	OK
3	OK
4	OK
5	OK
6	OK
7	OK
8	OK
9	OK
10	OK

12. PASSIVE FLAMMABILITY

Condition : The capacitor under test shall be held in the flame in the position which best promotes burning. Each Specimen shall only be exposed once to the flame.
Time of exposure to flame : 30 s.



Length of flame : 12 ± 1 mm
 Gas burner : Length 35 mm min.
 Inside Dia. : 0.5 ± 0.1 mm
 Outside Dia. : 0.9 mm max.
 Gas : Butane gas Purity 95% min.

Sample Qty. : 10 pcs.

Specification : The burning time shall not be exceeded the time 30 s.
 The tissue paper shall not ignite.

No.	RESULT
1	OK
2	OK
3	OK
4	OK
5	OK
6	OK
7	OK
8	OK
9	OK
10	OK

13. TEMPERATURE CYCLE

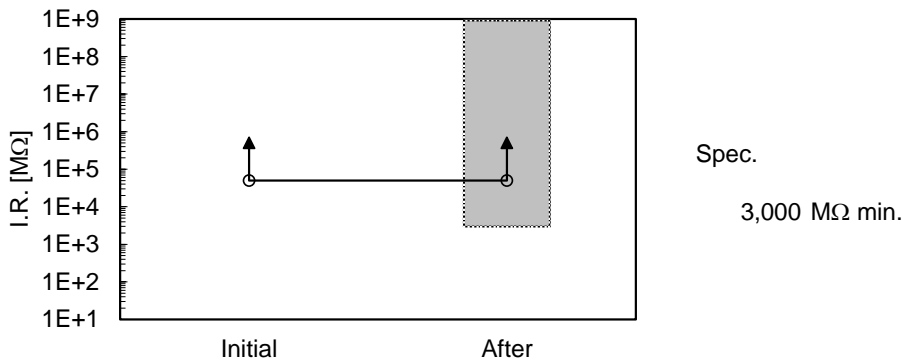
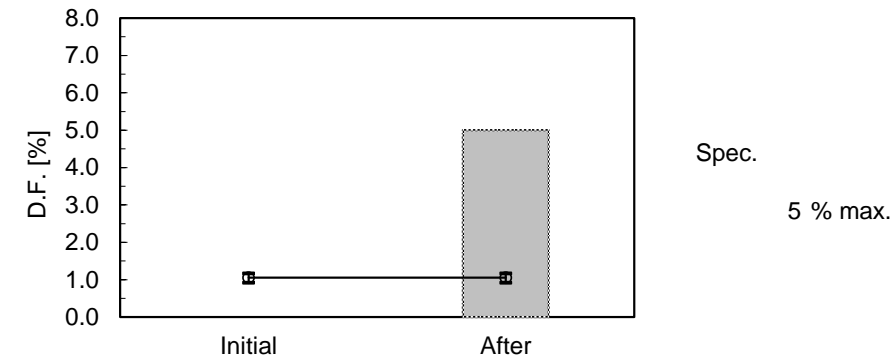
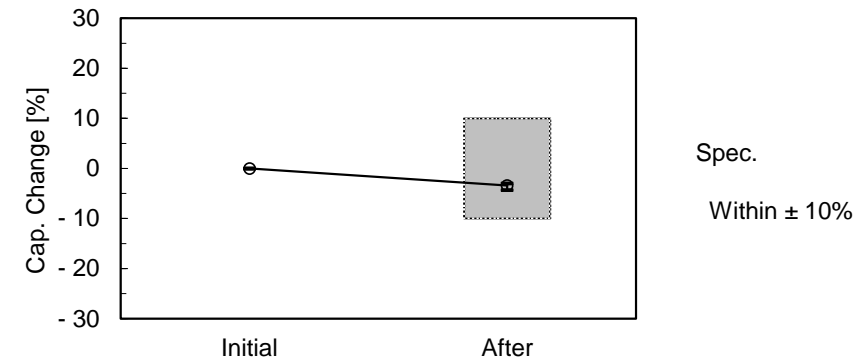
Condition : The capacitor shall be subjected to 5 temperature cycles.

< Temperature cycle / Cycle time : 5 cycles>				
Step	1	2	3	4
Temp.[°C]	-40	Room Temp.	125	Room Temp.
Time[min]	30	3	30	3

Pre-treatment ... Store at 125 °C for 1 h, and apply the AC2000V(r.m.s.) 60s, then place at room condition for 24 h.

Post-treatment ... Place at room condition for 24 h.

Sample Qty. : 10 pcs.



(Dielectric Strength) AC2600V(r.m.s.),60 s and DC3225V,60 s
Dielectric Strength (Between lead wires) : No failure
Dielectric Strength (Body Insulation) : No failure
Appearance : No marked defect